

Ogden Point Cruise Ships Counts, 1990 to 2022

Numbers are generally those for the scheduled visits published late in the previous year

However, the 2022 charts and tables within this report are derived from the 2022 [GVHA DRAFT schedule](#). (October 5th, 2022)

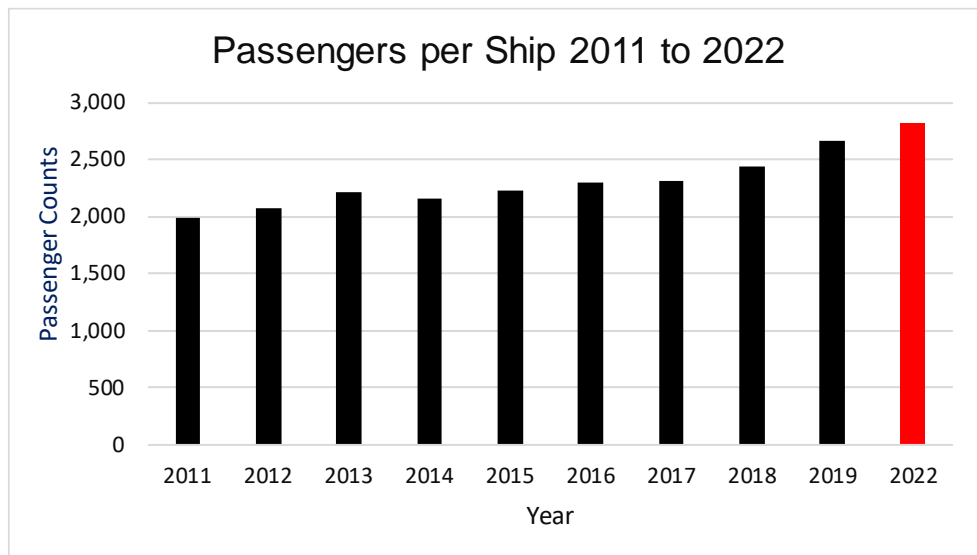
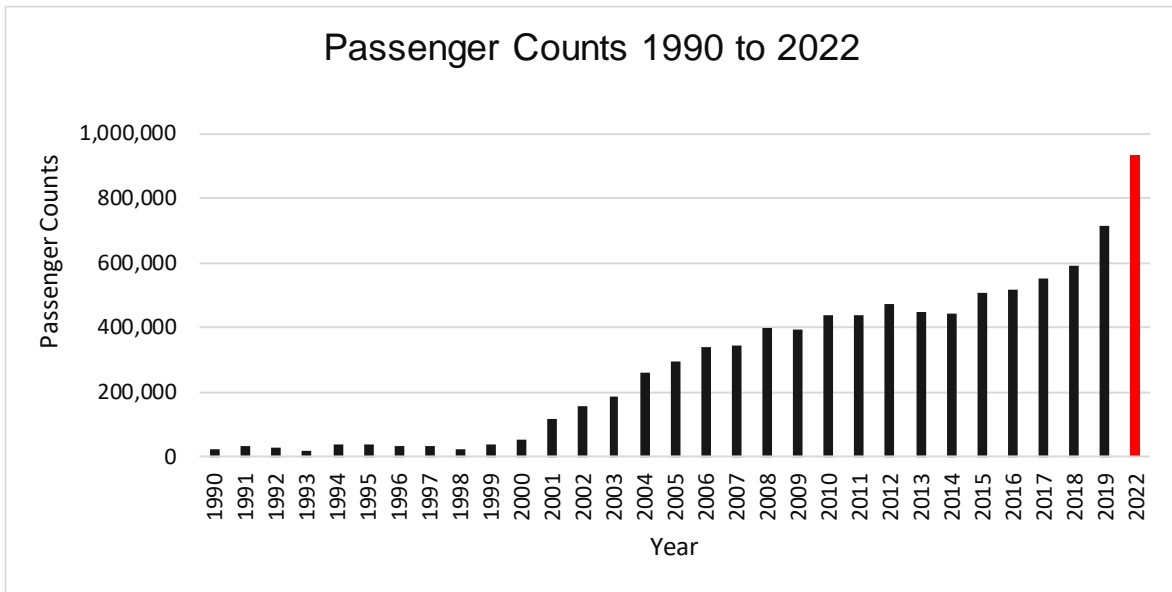
	Cruise Ship data 2011 to 2022									
	2011	2012	2013	2014	2015	2016	2017	2018	2019	2022
Ships (docked)	208	229	203	204	227	225	239	243	267	330
Passengers	414,388	476,916	449,668	442,044	507,842	516,660	551,938	592,166	713,894	931,333
Avg. Pax/Ship	1,992	2,083	2,215	2,167	2,237	2,296	2,309	2,437	2,674	2,822
Days in Port	104	108	96	102	112	113	116	119	125	165
Hours in Port	1,502	1,488	1,377	1,475	1,624	1,609	1,654	1,716	1,877	2,104
Pax hr in port	6.8	6.3	6.5	7.0	6.8	6.9	6.8	6.7	6.7	6.0
Pax % increase						+2%	+7%	+7%	+21%	+30.5%**
Ship % increase							+6.2%	+1.7%	+9.9%	+23.6%

** Although early passenger estimates by GVHA were based on 75% capacity these passenger counts are based on 100% “double occupancy”. During typical season occupancy rates are generally 7% higher than the “double occupancy” capacity.

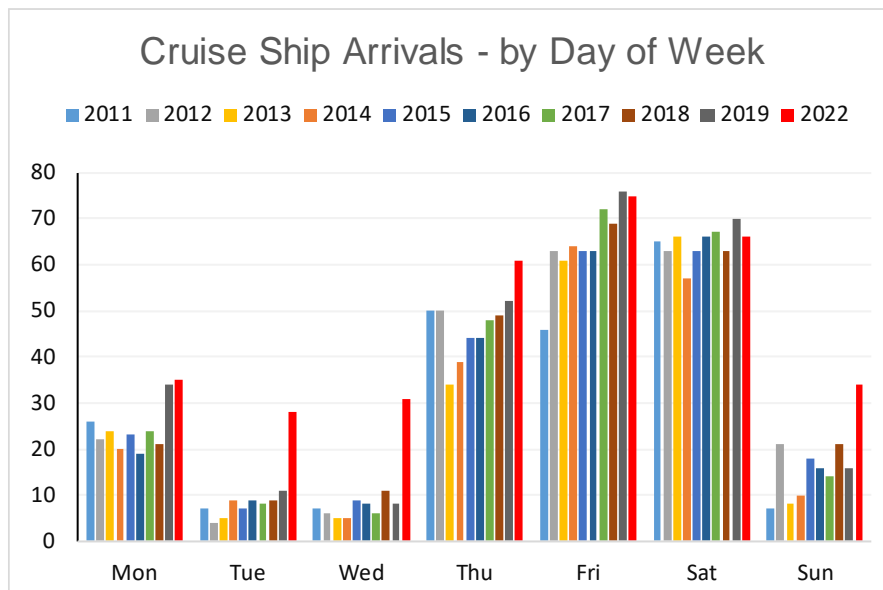
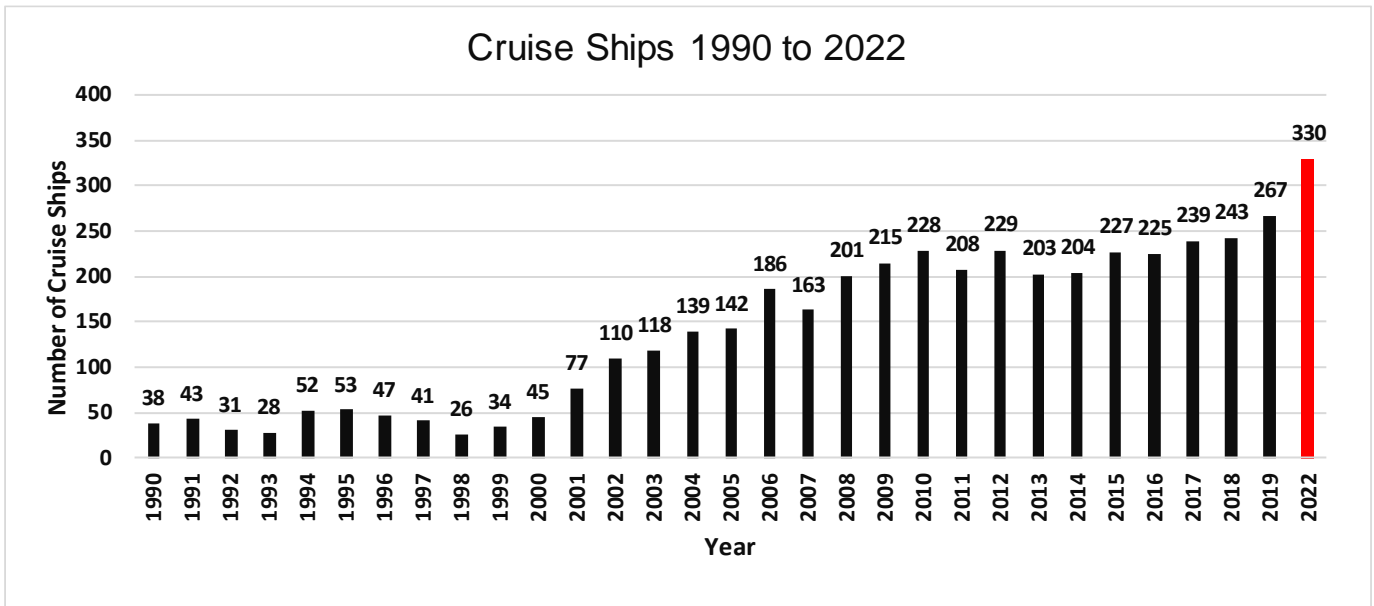
Regardless of the passenger count achieved in 2022 these figures give an indication of what to expect in future years



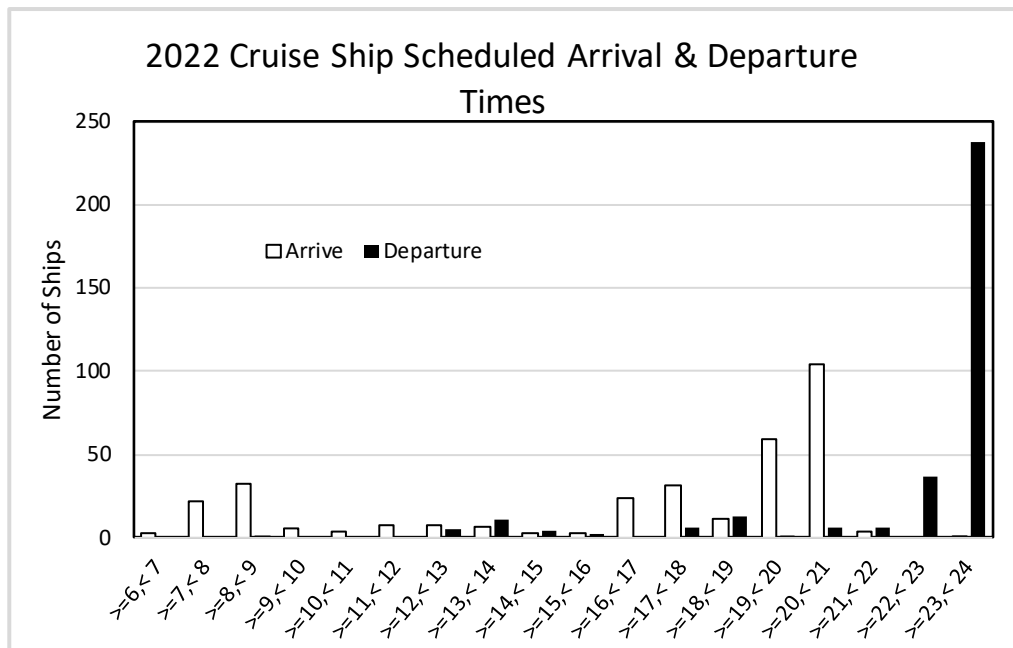
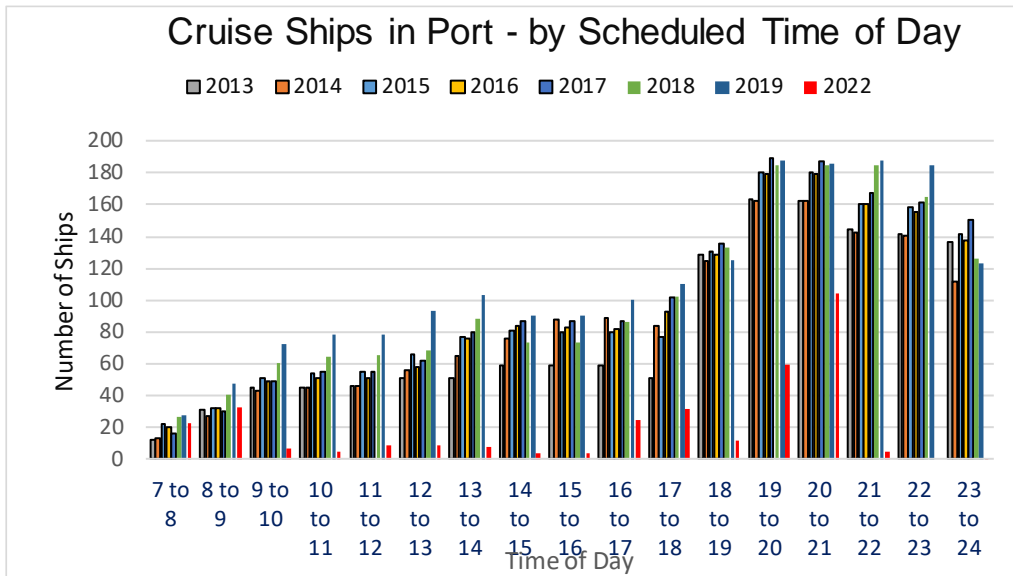
Ogden Point Cruise Ships Counts, 1990 to 2022



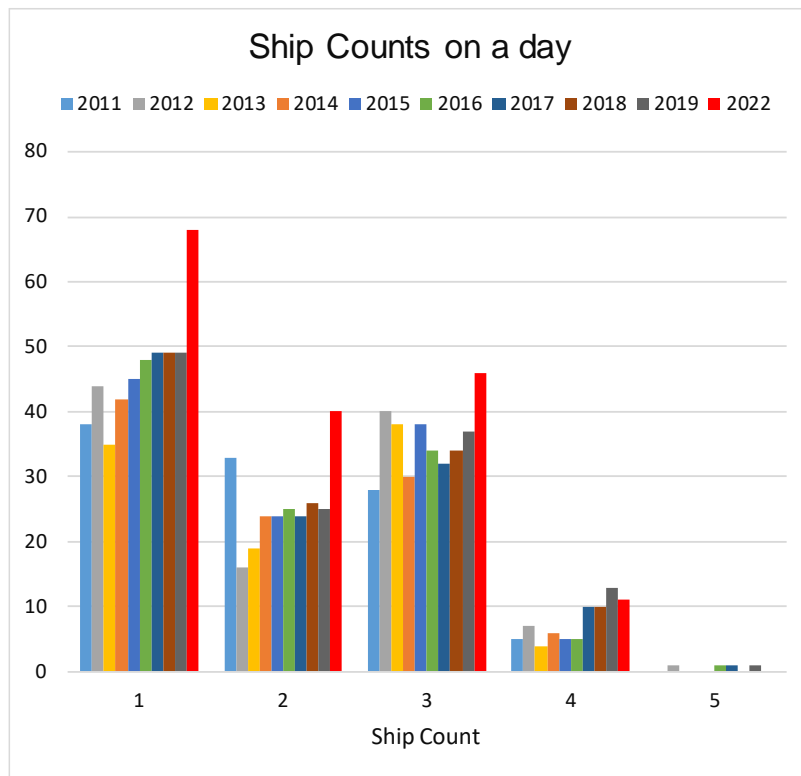
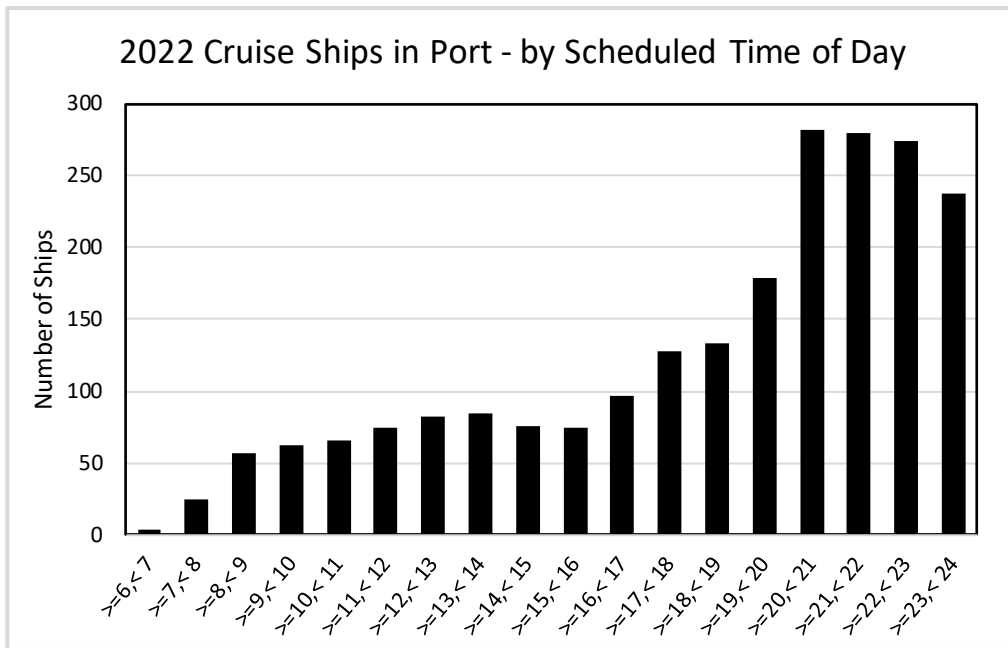
Ogden Point Cruise Ships Counts, 1990 to 2022



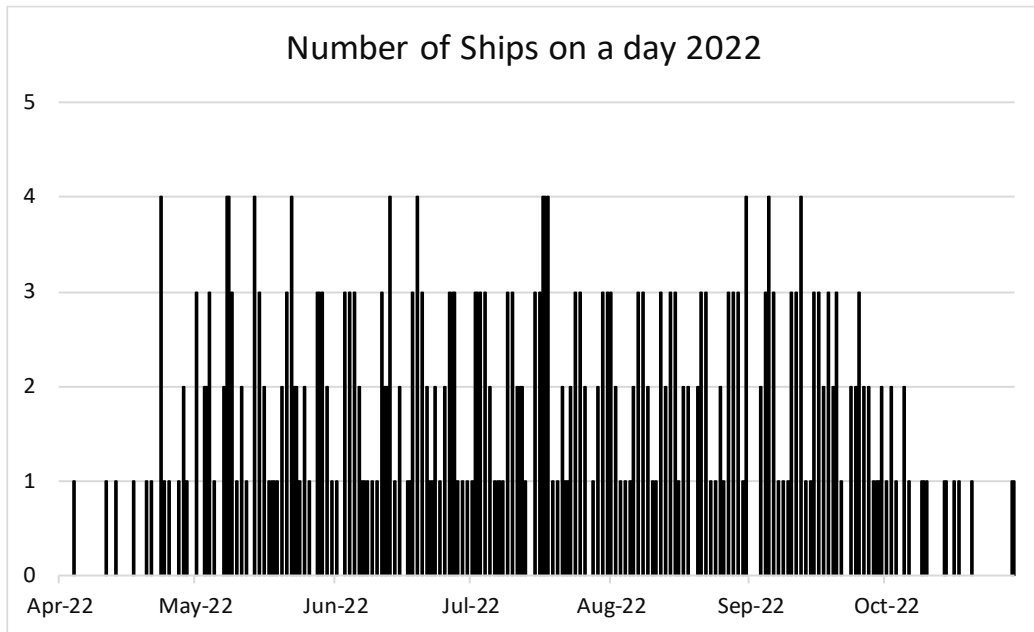
Ogden Point Cruise Ships Counts, 1990 to 2022



Ogden Point Cruise Ships Counts, 1990 to 2022



Ogden Point Cruise Ships Counts, 1990 to 2022



2022 Number of days without cruise ships	
April	21
May	5
June	3
July	1
August	2
September	3
October	15
November	29

2022		
Time in Port	Count	%
>0h, <1h	1	0%
>=1h, <2h	2	1%
>=2h, <3h	4	1%
>=3h, <4h	103	31%
>=4h, <5h	59	18%
>=5h, <6h	34	10%
>=6h, <7h	50	15%
>=7h, <8h	6	2%
>=8h, <9h	7	2%
>=9h, <10h	8	2%
>=10h, <11h	14	4%
>=11h, <12h	13	4%
>=12h, <13h	5	2%
>=13h, <14h	3	1%
>=14h, <15h	2	1%
>=15h, <16h	3	1%
>=16h, <17h	14	4%
>=17h, <34h	2	1%
	330	100%

Ogden Point Cruise Ships Counts, 1990 to 2022

Percentage of departures occurring after 11pm and at midnight

	Visits		
	Total	Departure Time	
		>= 11pm	"11:59pm"
Carnival Cruise Lines	47	36	36
Celebrity Cruise Line	23	19	19
Crystal Cruises	0	0	0
Cunard Line	4	0	0
Disney Cruise Line	2	0	0
Holland America Line	45	41	38
Lindblad Expeditions	6	6	0
Norwegian Cruise Line	81	79	72
Oceania Cruises	11	10	0
Princess Cruise Lines	54	41	38
Regent Seven Seas	2	1	1
Royal Caribbean Intl	46	0	0
Scenic USA	1	1	0
Seabourn	2	1	0
Silversea	1	1	0
Victory Cruise Lines, Albatro	0	0	0
Viking Cruises	3	2	0
Windstar Cruises	2	0	0
	330	238	204
		72%	62%

Hours in Port

i.e., there are 3 ships together in port for **196** hours; the total hours for all ships is **2,104**

Ship Count	Hours	
	Together	Total
1	933	933
2	292	584
3	196	587
	1,421	2,104

Ogden Point Cruise Ships Counts, 1990 to 2022

Ships visiting Victoria in 2022 which were issued with air and water violations or exceedances by the Alaskan Department of Environment Conservation in 2018 (the last year of monitoring) ([ref](#))

	Visits
Eurodam	24
Nieuw Amsterdam	1
Noordam	2
Radiance of the Seas	1
Ruby Princess	4
Westerdam	15
	47

One of the five ships involved in the infamous “[Magic Pipe](#)” illegal dumping case will be visiting Victoria in 2022

“The case against Princess included illegal practices which were found to have taken place on five Princess ships – *Caribbean Princess*, *Star Princess*, *Grand Princess*, *Coral Princess* and *Golden Princess*.

	Visits
Grand Princess	2

When three ships are in port the estimated hourly GHG emission rate (tCO₂e/h) is likely 40% of the City of Victoria’s average hourly rate.

	tCO ₂ e/h
City of Victoria	36.7
3 Ships in Port	14.4
	39%

Click [here](#) for basis

Ogden Point Cruise Ships Counts, 1990 to 2022

Friends of the Earth – [Cruise Ship Report Card](#)

The Friends of the Earth compared the environmental footprint of 202 cruise ships and based on Sewage Treatment, Air Pollution Reduction, Water Quality Compliance, Transparency, Criminal Violations, awarded a grade between A and F. The following ships visiting Victoria this year scored either a “D” or an “F”.

	# of visits	
	D	F
NORWEGIAN ENCORE	24	0
EURODAM	24	0
NORWEGIAN SUN	22	0
QUANTUM OF THE SEAS	23	0
OVATION OF THE SEAS	21	0
CELEBRITY SOLSTICE	0	20
CROWN PRINCESS	20	0
CARNIVAL SPLENDOR	16	0
RUBY PRINCESS	4	0
WESTERDAM	15	0
NORWEGIAN SPIRIT	10	0
REGATTA	11	0
CARNIVAL MIRACLE	0	11
QUEEN ELIZABETH	4	0
KONINGSDAM	0	2
MAJESTIC PRINCESS	2	0
NOORDAM	2	0
SEABOURN ODYSSEY	2	0
CELEBRITY ECLIPSE	0	1
NIEUW AMSTERDAM	1	0
RADIANCE OF THE SEAS	0	1
SERENADE OF THE SEAS	0	1
SILVER WIND	0	1
ZUIDERDAM	1	0
	202	37
	61%	11%
	239	
	72%	
	% of Total Visits	

Ogden Point Cruise Ships Counts, 1990 to 2022

		Visits	Total Hours in Port	Average Hours in Port
CARNIVAL MIRACLE	Carnival Cruise Lines	11	55	5.0
CARNIVAL SPIRIT	Carnival Cruise Lines	20	80	4.0
CARNIVAL SPLENDOR	Carnival Cruise Lines	16	60	3.7
CELEBRITY ECLIPSE	Celebrity Cruise Line	1	8	8.0
CELEBRITY MILLENNIUM	Celebrity Cruise Line	2	15	7.5
CELEBRITY SOLSTICE	Celebrity Cruise Line	20	134	6.7
CROWN PRINCESS	Princess Cruise Lines	20	121	6.1
DISCOVERY PRINCESS	Princess Cruise Lines	20	109	5.5
DISNEY WONDER	Disney Cruise Line	2	15	7.5
EURODAM	Holland America Line	24	119	4.9
GRAND PRINCESS	Princess Cruise Lines	2	25	12.5
KONINGSDAM	Holland America Line	2	20	10.0
MAJESTIC PRINCESS	Princess Cruise Lines	2	20	10.0
NATIONAL GEOGRAPHIC	Lindblad Expeditions	2	32	16.0
NATIONAL GEOGRAPHIC	Lindblad Expeditions	4	64	16.0
NIEUW AMSTERDAM	Holland America Line	1	11	11.0
NOORDAM	Holland America Line	2	19	9.5
NORWEGIAN BLISS	Norwegian Cruise Line	25	105	4.2
NORWEGIAN ENCORE	Norwegian Cruise Line	24	101	4.2
NORWEGIAN SPIRIT	Norwegian Cruise Line	10	54	5.4
NORWEGIAN SUN	Norwegian Cruise Line	22	171	7.8
OVATION OF THE SEAS	Royal Caribbean Intl	21	176	8.4
QUANTUM OF THE SEAS	Royal Caribbean Intl	23	168	7.3
QUEEN ELIZABETH	Cunard Line	4	48	12.0
RADIANCE OF THE SEAS	Royal Caribbean Intl	1	11	11.0
REGATTA	Oceania Cruises	11	109	9.9
ROYAL PRINCESS	Princess Cruise Lines	6	43	7.1
RUBY PRINCESS	Princess Cruise Lines	4	23	5.6
SCENIC ECLIPSE	Scenic USA	1	15	15.0
SEABOURN ODYSSEY	Seabourn	2	25	12.5
SERENADE OF THE SEAS	Royal Caribbean Intl	1	7	7.0
SEVEN SEAS MARINER	Regent Seven Seas	2	17	8.5
SILVER WIND	Silversea	1	16	16.0
STAR BREEZE	Windstar Cruises	2	19	9.5
VIKING ORION	Viking Cruises	3	27	8.8
WESTERDAM	Holland America Line	15	60	4.0
ZUIDERDAM	Holland America Line	1	6	6.0
		330	2104	6.4

Ogden Point Cruise Ships Counts, 1990 to 2022

		Departure Time														
	2022	>=8am <9am	>=11am <Noon	>=noon <1pm	>=1pm <2pm	>=2pm <3pm	>=3pm <4pm	>=4pm <5pm	>=5pm <6pm	>=6pm <7pm	>=7pm <8pm	>=8pm <9pm	>=9pm <10pm	>=10pm <11pm	>=11pm <midnight	Totals
Arrival Time	6am to 7am			2		1										3
	7am to 8am	1		2		2	1		1	1					14	22
	8am to 9am			1	11	1	1		4	9			1	1	3	32
	9am to 10am											1	4		1	6
	10am to 11am									1				1	2	4
	11am to 12pm								1		1	1			5	8
	12pm to 1pm									2					6	8
	1pm to 2pm											2	1		4	7
	2pm to 3pm														3	3
	3pm to 4pm											1			2	3
	4pm to 5pm													22	2	24
	5pm to 6pm													8	23	31
	6pm to 7pm														11	11
	7pm to 8pm											1			58	59
	8pm to 9pm														104	104
	9pm to 10pm														4	4
10pm to 11pm															0	
11pm to midnight														1	1	
		1	0	5	11	4	2	0	6	13	1	6	6	37	238	330

Arrival Time	Ship Count	% of Total Visits	pax hours in Port
Morning Ships (>=6am , <Noon)	75	23%	9.6
Afternoon+ Ships (>=Noon, <7pm)	87	26%	6.7
Evening Ships (>=7pm, <midnight)	168	51%	4.3
	330		6.0

Ogden Point Cruise Ships Counts, 1990 to 2022

2022	Departure Time														Totals
	>=8am <9am	>=11am <Noon	>=noon <1pm	>=1pm <2pm	>=2pm <3pm	>=3pm <4pm	>=4pm <5pm	>=5pm <6pm	>=6pm <7pm	>=7pm <8pm	>=8pm <9pm	>=9pm <10pm	>=10pm <11pm	>=11pm <midnight	
Monday			1			2		1	1			1		29	35
Tuesday				7	2			1			1	1	1	15	28
Wednesday				2	1					1	2	1		24	31
Thursday	1		3					1	7		2	1	14	32	61
Friday								2	2			1		70	75
Saturday				2					2				1	61	66
Sunday			1		1			1	1		1	1	21	7	34
	1	0	5	11	4	2	0	6	13	1	6	6	37	238	330

Ogden Point Cruise Ships Counts, 1990 to 2022

Ship “TO” and “FROM” Ports

2022	From	To
Alert Bay, BC	1	
Astoria	3	4
Friday Harbour	1	3
Gulf Islands	2	1
Icy Point	4	
Juneau	54	
Ketchikan	166	
Kodiak	1	
Lahaina		2
Los Angeles	1	1
Nanaimo		1
Prince Rupert	3	
Santa Barbara	1	
San Diego	2	1
San Francisco	4	17
Seattle	7	269
Sitka	17	
Skagway	47	
Vancouver	14	28
Victoria	1	
Wallace Island		2
?	1	1
	330	330

Ogden Point Cruise Ships Counts, 1990 to 2022

	2022	Ship Counts by Month								Totals
		Apr	May	Jun	Jul	Aug	Sep	Oct	Nov	
"Coming From" Port	Alert Bay, BC						1			1
	Astoria	1	2							3
	Friday Harbour							1		1
	Gulf Islands							2		2
	Icy Point			1	1	1	1			4
	Juneau		9	11	13	11	9	1		54
	Ketchikan	1	28	28	35	33	31	10		166
	Kodiak							1		1
	Los Angeles	1								1
	Prince Rupert				1		2			3
	San Diego	2								2
	San Francisco	3	1							4
	Santa Barbara	1								1
	Seattle	1	4				1	1		7
	Sitka		2	5	4	4	2			17
	Skagway		7	11	10	9	10			47
	Vancouver	2					7	4	1	14
Victoria						1			1	
?							1		1	
Totals		12	53	56	64	58	65	21	1	330

	2022	Ship Counts by Month								Totals
		Apr	May	Jun	Jul	Aug	Sep	Oct	Nov	
"Going To" Port	Astoria	1					2		1	4
	Friday Harbour						1	2		3
	Gulf Islands							1		1
	Kona									0
	Lahaina							2		2
	Los Angeles						1			1
	Nanaimo						1			1
	San Diego						1			1
	San Francisco	1	3	3	2	3	3	2		17
	Seattle	2	40	50	59	55	51	12		269
	Vancouver	8	8	3	3		5	1		28
	Wallace Island		2							2
?							1		1	
Totals		12	53	56	64	58	65	21	1	330

Ogden Point Cruise Ships Counts, 1990 to 2022

		COMING FROM																		
2022	Alert Bay, BC	Astoria	Friday Harbour	Gulf Islands	Icy Point	Juneau	Ketchikan	Kodiak	Los Angeles	Prince Rupert	San Diego	San Francisco	Santa Barbara	Seattle	Sitka	Skagway	Vancouver	Victoria	?	Totals
GOING TO	Astoria														1		3			4
	Friday Harbour	1			2															3
	Gulf Islands			1																1
	Lahaina													1			1			2
	Los Angeles																1			1
	Nanaimo													1						1
	San Diego																1			1
	San Francisco					4	4	3									1	5		17
	Seattle						47	155	1		2				1	15	44	3	1	269
	Vancouver		3				3	8		1	1	2	4	1	2	1	2			28
	Wallace Island														2					2
?																			1	1
	1	3	1	2	4	54	166	1	1	3	2	4	1	7	17	47	14	1	1	330

Ogden Point Cruise Ships Counts, 1990 to 2022

Ship "Arriving From" ports with visit counts

2022	Passengers (Normal Capacity)	Ship Count for Arriving From Port																		Total Visits	Total Passengers @ 100% capacity		
		Alert Bay, BC	Astoria	Friday Harbour	Gulf Islands	Icy Point	Juneau	Ketchikan	Kodiak	Los Angeles	Prince Rupert	San Diego	San Francisco	Santa Barbara	Seattle	Sitka	Skagway	Vancouver	Victoria			?	
CARNIVAL MIRACLE	2,124					4	4	2								1					11	23,364	
CARNIVAL SPIRIT	2,130							20														20	42,596
CARNIVAL SPLENDOR	3,000							16														16	48,000
CELEBRITY ECLIPSE	2,850							1														1	2,850
CELEBRITY MILLENNIUM	2,034							1						1								2	4,068
CELEBRITY SOLSTICE	2,850															19	1					20	57,000
CROWN PRINCESS	3,080							19									1					20	61,600
DISCOVERY PRINCESS	3,660											1			1	18						20	73,200
DISNEY WONDER	2,400											1					1					2	4,800
EURODAM	2,104							23			1											24	50,496
GRAND PRINCESS	2,615								1	1												2	5,229
KONINGS DAM	2,650											1					1					2	5,300
MAJESTIC PRINCESS	3,567		1														1					2	7,133
NATIONAL GEOGRAPHIC	100	1												1								2	200
NATIONAL GEOGRAPHIC	100			1	2									1								4	400
NIEUW AMSTERDAM	2,106										1											1	2,106
NOORDAM	1,918							1									1					2	3,836
NORWEGIAN BLISS	4,250						19	6														25	106,250
NORWEGIAN ENCORE	3,998							24														24	95,952
NORWEGIAN SPIRIT	2,018							10														10	20,180
NORWEGIAN SUN	1,936							22														22	42,592
OVATION OF THE SEAS	4,180						7							1	5	8						21	87,780
QUANTUM OF THE SEAS	4,180						21	1									1					23	96,140
QUEEN ELIZABETH	2,081							4														4	8,324
RADIANCE OF THE SEAS	2,500											1										1	2,500
REGATTA	684									2					9							11	7,524
ROYAL PRINCESS	3,560						3	1								1				1		6	21,360
RUBY PRINCESS	3,080							1									3					4	12,320
SCENIC ECLIPSE	228													1								1	228
SEABOURN ODYSSEY	450													2								2	900
SERENADE OF THE SEAS	2,500																1					1	2,500
SEVEN SEAS MARINER	700														2							2	1,400
SILVER WIND	274																1					1	274
STAR BREEZE	312																1	1				2	624
VIKING ORION	930		2														1					3	2,790
WESTERDAM	1,840							14	1													15	27,600
ZUIDERDAM	1,917												1									1	1,917
		1	3	1	2	4	54	166	1	1	3	2	4	1	7	17	47	14	1	1	330	931,333	

Ogden Point Cruise Ships Counts, 1990 to 2022

Ships – Historical Visits

	2011	2012	2013	2014	2015	2016	2017	2018	2019	2022	Totals
Amsterdam	12	12	1	14	17	19	11	18	11		115
Arcadia	1										1
Asuka li`									1		1
Azamara Quest									3		3
Caribbean Princess											0
Carnival Freedom											0
Carnival Legend					14	15	17	17	18		81
Carnival Miracle			16	16						11	43
Carnival Spirit	18	18								20	56
Carnival Splendor										16	16
Celebrity Century	1	2	3	3							9
Celebrity Eclipse									3	1	4
Celebrity Infinity	19	19			3	3	1				45
Celebrity Millennium	2	2			1		1		1	2	9
Celebrity Solstice			18	18	19	18	18	21	18	20	150
Coral Princess		1		1	2	1	1	2			8
Crown Princess				2	19	18				20	59
Crystal Serenity		1				4	3				8
Crystal Symphony	11		1		1			3	5		21
Dawn Princess		1									1
Discovery Princess								3		20	23
Disney Wonder	2	15	1	1	1	1	1	1	3	2	28
Emerald Princess							18	20	1		39
Eurodam							23	22	22	24	91
Europa							2				2
Explorer Of The Seas						21	21	21			63
Golden Horizon											0
Golden Princess	19	17	19	19	15		1	1	1		92
Grand Princess			13	19	2	13	14	16	16	2	95
Hanseatic		1			0						1
Jewel Of The Seas					19						19
Island Princess	2	1		2		1	1	1	1		9
Koningsdam										2	2
L'Austral									1		1
Le Soleal								1	1		2
Maasdam						10			3		13

Ogden Point Cruise Ships Counts, 1990 to 2022

	2011	2012	2013	2014	2015	2016	2017	2018	2019	2022	
Majestic Princess										2	2
National Geographic Quest										2	2
National Geographic Venture										4	4
Nieuw Amsterdam						1	1	1	1	1	5
Noordam					2	1	1		1	2	7
Norwegian Bliss								19	23	25	67
Norwegian Encore										24	24
Norwegian Jewel		19	20	18	22	22	21	1	1		124
Norwegian Joy									25		25
Norwegian Pearl	19	21	21	20	21	22	21	21			166
Norwegian Spirit										10	10
Norwegian Sun			2	1	3		1	1		22	30
Ocean Victory											0
Oosterdam	22	21	21				23		22		109
Ovation Of The Seas									19	21	40
Pacific Princess					1						1
Quantum Of The Seas										23	23
Queen Elizabeth									4	4	8
Radiance Of The Seas	1			1						1	3
Regatta	4		4	7	10	7	7	9	11	11	70
Rhapsody Of The Seas	15	17	14	15							61
Royal Princess									1	6	7
Ruby Princess					19	20	22	23	21	4	109
Sapphire Princess	20	2	2								24
Scenic Eclipse										1	1
Sea Princess	13	12									25
Seabourn Odyssey										2	2
Serenade Of The Seas										1	1
Seven Seas Explorer											0
Seven Seas Mariner						2	4	4	4	2	16
Seven Seas Navigator	2	2	2	2	3		2				13
Silver Discoverer					1	1					2
Silver Explorer								2			2
Silver Shadow		2	2	4				2			10
Silver Wind										1	1
Sojourn											0

Ogden Point Cruise Ships Counts, 1990 to 2022

	2011	2012	2013	2014	2015	2016	2017	2018	2019	2022	
Star Breeze										2	2
Star Princess		18	18	15	1	1	1	1	22		77
Statendam	2	3	1		9						15
Sun Princess		0				1					1
The World		1					1	2			4
Viking Orion										3	3
Volendam									2		2
Westerdam	21	20	21	22	21	22		1		15	143
Zaandam	2	1	2	3	1	1	2	10			22
Zuiderdam			1	1						1	3
	208	229	203	204	227	225	240	244	266	330	